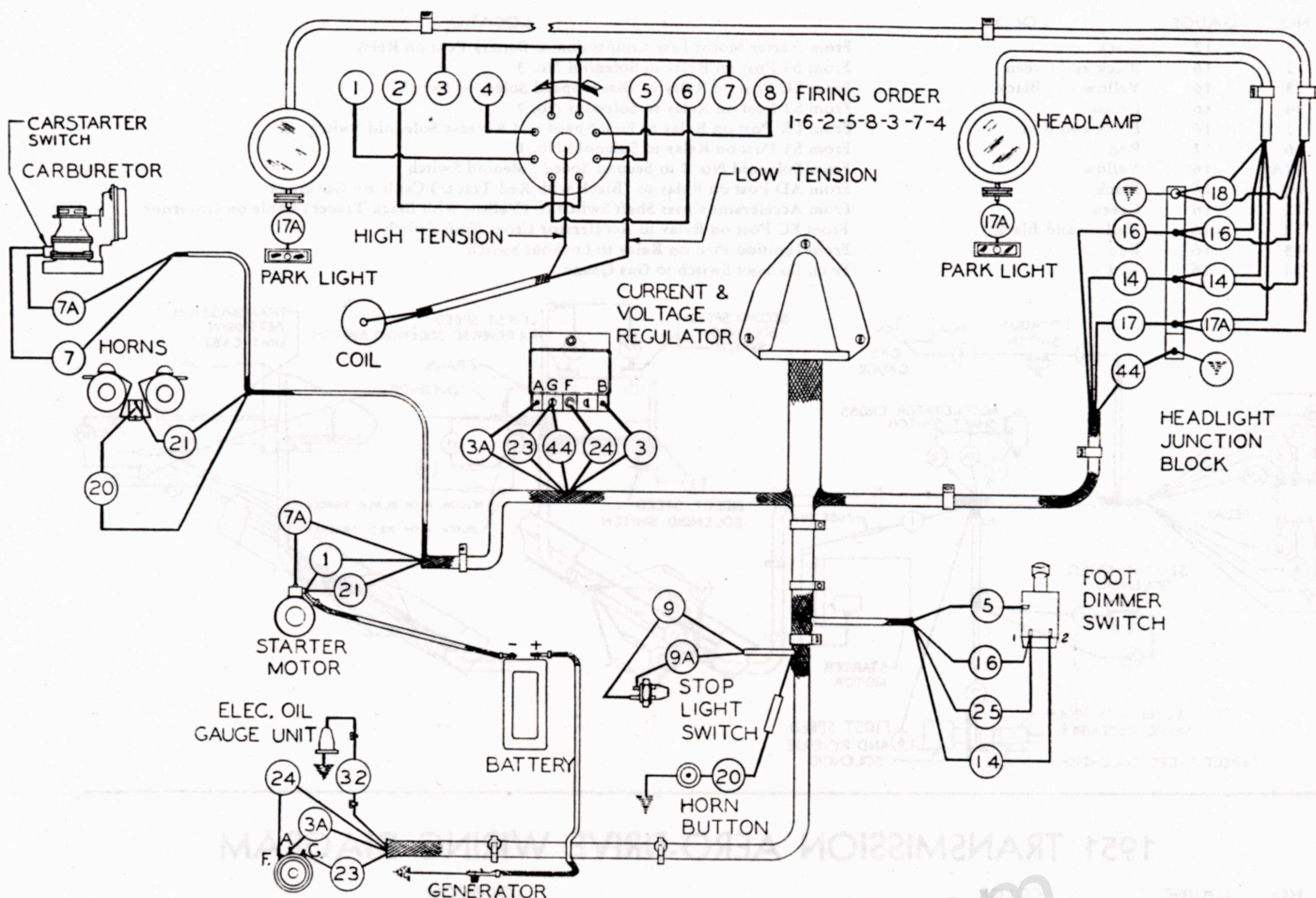


Packard.com
 Packard.com
 Packard.com

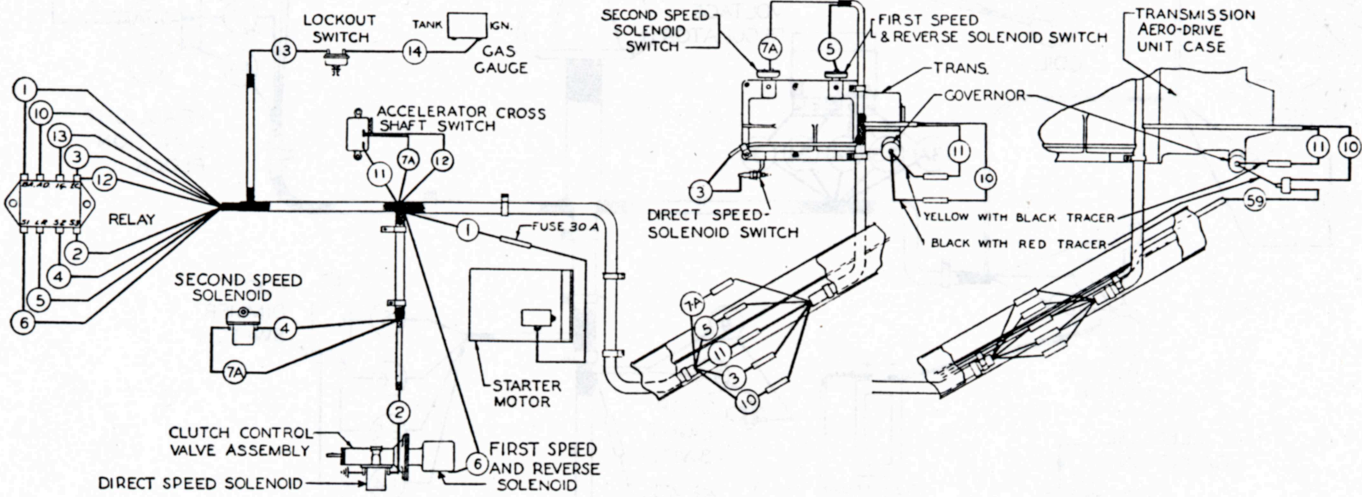
1951 CHASSIS WIRING DIAGRAMS



NO.	GAUGE	COLOR	LOCATION
1	10	Red	From Starter Motor Switch to Ammeter
3	10	Black	From Ammeter to Regulator
3A	10	Red	From Generator to Regulator
3B	12	Black	From Ammeter to Ignition Switch
3C	12	Black	From Ammeter to Headlight Switch
3D	16	Black	From Headlight Switch to Map Light
5	14	Black	From Headlight Switch to Foot Dimmer Switch
7	16	Black	From Ignition Switch to Car Starter Switch
7A	16	Black	From Car Starter Switch to Starter Solenoid Switch
8	16	Black	From Panel Light to Rear Harness Junction
8A	16	Black	From Rear Harness Junction to Rear Tail Lights
8B	16	Black	From Panel Light Switch to Speedometer Pointer Light
8C	16	Black	From Head Light Switch to Panel Light Switch
8D	16	Black	From Panel Light Switch to Panel Lights
8E	14	Black	From Cigar Lighter to Headlight Switch
9	16	Green	From Headlight Switch to Stop Light Switch
9A	16	Green	From Stop Light Switch to Rear Junction Harness
9B	16	Green	From Rear Harness Junction to Stop Lights
11	16	Black	From Ignition Switch to Gas Gauge
11A	18	Tan with Black and Red	From Wiring Harness (Rear) to Gas Gauge (Inst.)
11B	18	Tracers	From Wiring Harness (Rear) to Gas Gauge (Tank)
14	14	Red	From Foot Dimmer Switch to Headlights (City)
16	14	Green	From Foot Dimmer Switch to Headlights (Drive)
17	16	Black with Red Tracer	From Headlight Switch to Junction Block
17A	16	Blue	From Junction Block to Parking Lights
18	14	Black	From Headlights to Junction Block (Ground)
20	16	Brown	From Steering Column to Horns
21	12	Black	From Starter Motor to Horns
23	14	Black	From Generator to Regulator Ground
24	18	Brown	From Generator to Regulator Field
25	18	White	From Foot Dimmer Switch to Indicator Light
32	16	Yellow with Black Tracer	From Oil Gauge Unit to Gauge
35	18	Red	From Headlight Switch to Fuse at Clock
36	18	Black	From Clock to Panel Light Switch
37	18	White	From Clock to Center Panel Lower Right Screw (Ground)
39	16	Red	From Electric Windshield Wiper Unit to Ignition Switch
40	16	Green	From Electric Windshield Wiper Motor to Ground
43	16	Black	From Ignition Switch to Oil Gauge
44	14	Black	From Voltage Regulator to Junction Block (Ground)

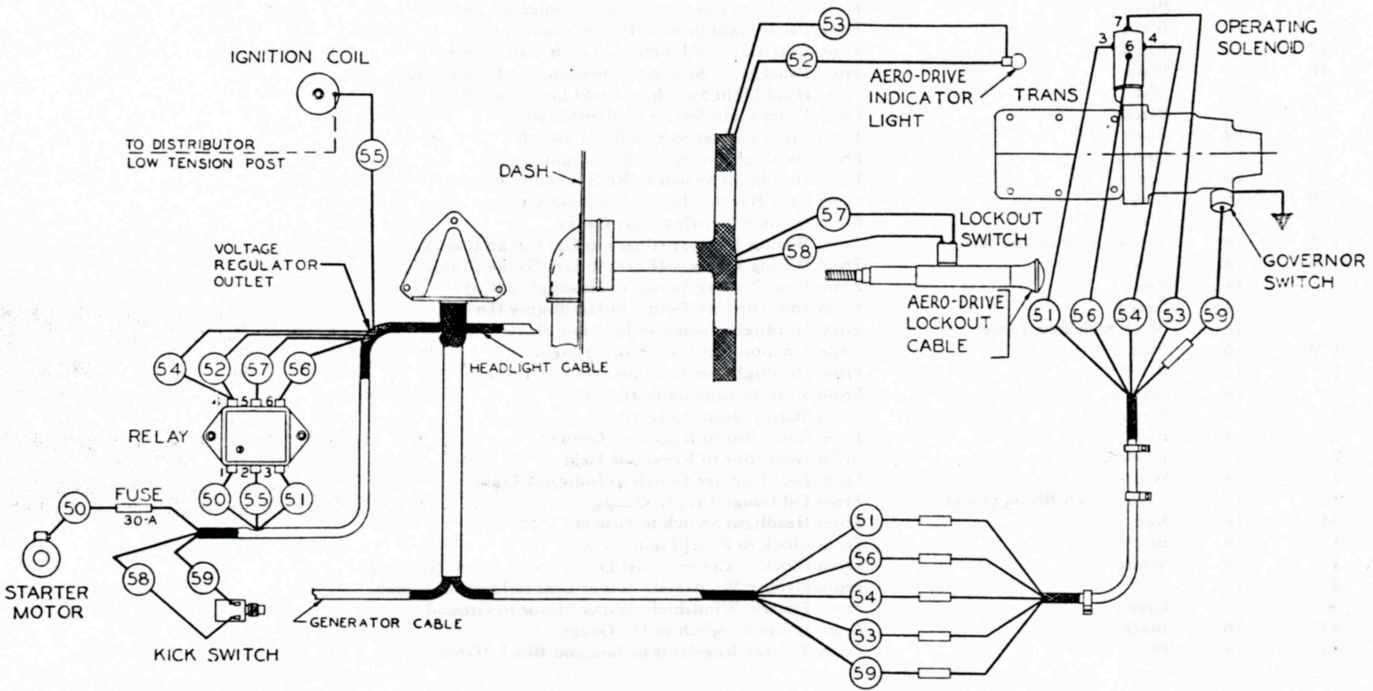
1951 ELECTROMATIC CLUTCH WIRING DIAGRAM

NO.	GAUGE	COLOR	LOCATION
1	12	Black	From Starter Motor Fuse Connection to Battery Post on Relay
2	16	Black and Green	From S3 Post on Relay to Solenoid No. 3
3	16	Yellow and Black	From EC Post on Relay to Direct Speed Solenoid Switch
4	16	Green	From S2 Post on Relay to Solenoid No. 2
5	16	Black and Red	From LR Post on Relay to First Speed and Reverse Solenoid Switch
6	12	Red	From S1 Post on Relay to Solenoid No. 1
7A	16	Yellow	From Solenoid No. 2 to Second Speed Solenoid Switch
10	16	Black	From AD Post on Relay to (Black with Red Tracer) Cable on Governor
11	16	Green	From Accelerator Cross Shaft Switch to (Yellow with Black Tracer) Cable on Governor
12	16	Yellow and Black	From EC Post on Relay to Accelerator Cross Shaft Switch
13	16	Red	From Ignition Post on Relay to Lockout Switch
14	16	Red	From Lockout Switch to Gas Gauge



1951 TRANSMISSION AERO-DRIVE WIRING DIAGRAM

NO.	GAUGE	COLOR	LOCATION
50	12	Black	From Starter Motor Switch to Relay Post No. 1
51	14	Yellow	From Relay Post No. 3 to Solenoid Post No. 3
52	18	Brown	From Relay Post No. 4 to Aero-Drive Indicator Light
53	18	Brown	From Solenoid Post No. 7 to Indicator Light
54	12	Black	From Relay Post No. 4 to Solenoid Post No. 4
55	16	Green	From Relay Post No. 2 to Ignition Coil—Low Tension Post
56	14	Green	From Relay Post No. 6 to Solenoid Post No. 6
57	16	Black with Red Tracer	From Relay Post No. 5 to Aero-Drive Lockout Switch
58	16	Black with Red Tracer	From Kick Switch to Aero-Drive Lockout Switch
59	16	Black with Red Tracer	From Kick Switch to Governor Switch



PACKARD CLIPPER ACCESSORY LIST AND WIRING DIAGRAM

- PA-366666 Curtain, Rear Window
- PA-373688 Heater, Dual Stream
- PA-373273 Heater, De Luxe
- PA-13015 Heater, Switch and Wire Equipment
- PA-373637 Lights, Backing
- PA-373685 Lights, Fog
- PA-366668 Lights, Luggage Compartment
- PA-374315 Mirror (Door Clamp type)
- PA-374239 Mirror, De Luxe—Left
- PA-374238 Mirror, De Luxe—Right
- PA-366689 Mirror, Non-Glare
- PA-373826 NoRol
- PA-373272 Oil Filter Equipment
- PA-373887 Radiator Cover
- PA-373886 Radiator Screen
- PA-373610 Radio, Custom, 6-Button
- PA-366645 Rotary Antenna
- PA-374236 Seat Covers
- PA-374038 Venetian Shade, Rear Window
- PA-366622 Wheel Shield

